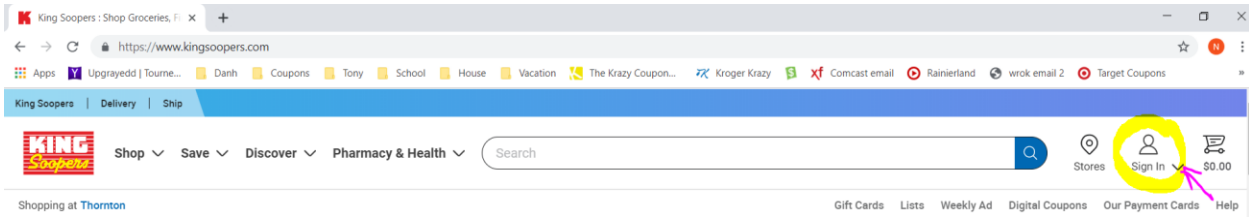
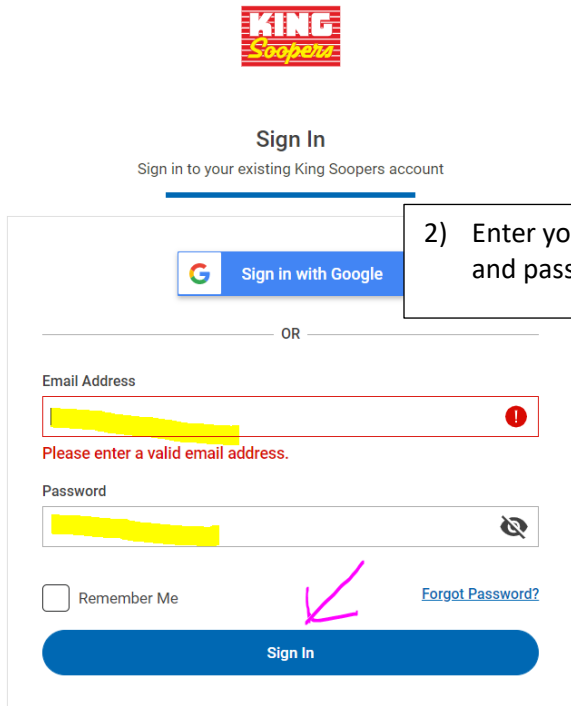


# How to locate your previous quarter contribution

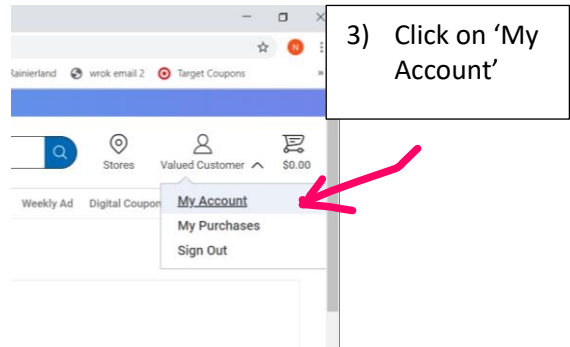
Login into your King Soopers account: <https://www.kingsoopers.com/>




1) Click the 'Sign In' dropdown



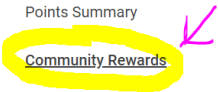
2) Enter your email and password



3) Click on 'My Account'



4) Click on 'Community Rewards'



King Soopers

https://www.kingsoopers.com/account/communityrewards

Shop Save Discover Pharmacy & Health Search

Stores Valued Customer \$0.00

Shopping at Thornton

Gift Cards Lists Weekly Ad Digital Coupons Our Payment Cards Help

### My Account

- Account Summary
- Communications
- My Purchases
- My Wallet
- Points Summary
- Community Rewards**
- My Prescriptions
- Security Questions
- My Digital Coupons
- My Saved Recipes

### Community Rewards

#### Donation Summary

Status: Currently Enrolled

Organization Name: Mountain Range High School Band Boosters Enrollment Date: 03/17/2019

Organization Number: TX500

[Change Organization](#)

[Cancel Enrollment](#)

#### Previous Quarter

Your contributions to organizations last quarter can be found here. This information will only be available until next quarter

Organization Name	Contribution
Mountain Range High School Band Boosters	\$17.45

Do a screenshot of this page showing the contribution amount and send it to the booster email at [mrhsband80234@gmail.com](mailto:mrhsband80234@gmail.com). Please make sure to include your student's name, the quarter it is for and the dollar amount.

In the Subject line: <your student's name> - King Soopers Order total <Quarter> Contribution <dollar amount>